



Statement Showing Shareholding Pattern

| | | | |
|---|--------------------------------------|--|---|
| Name of the Company : UFM Industries Limited | | | |
| Scrip Code: 531610, Name of the scrip: UFMINDL, class of security : Equity | | | |
| Quarter ended: Sept, 2014 | | | |
| Partly paid-up shares:- | No. of partly paid-up shares | As a % of total no. of partly paid-up shares | As a % of total no. of shares of the company |
| Held by promoter/promoters group | 0 | 0 | 0 |
| Held by public | 0 | 0 | 0 |
| Total | 0 | 0 | 0 |
| Outstanding convertible securities:- | No. of outstanding securities | As a % of total No. of outstanding convertible securities | As a % of total no. of shares of the company, assuming full conversion of the convertible securities |
| Held by promoter/promoter group | 0 | 0 | 0 |
| Held by public | 0 | 0 | 0 |
| Total | 0 | 0 | 0 |
| Warrants:- | No. of warrants | As a % of total no. of warrants | As a % of total no. of shares of the company, assuming full conversion of warrants |
| Held by promoter/ promoter group | 0 | 0 | 0 |
| Held by public | 0 | 0 | 0 |
| Total | 0 | 0 | 0 |
| Total paid-up capital of the company assuming full conversion of warrants and convertible securities | 59326000 | | 100 |

| Category code | Category of shareholder | Number of shareholders | Total number of shares | Number of shares held in dematerialized form | Total shareholding as a percentage of total number of shares | | Shares Pledged or otherwise encumbered | |
|---------------|--|------------------------|------------------------|--|--|---|--|--------------------------|
| | | | | | As a percentage of (A+B) ¹ | As a percentage of (A+B+C) ¹ | Number of shares | As a percentage |
| (I) | (II) | (III) | (IV) | (V) | (VI) | (VII) | (VIII) | (IX)= (VIII)/(IV)*100 |
| (A) | Shareholding of Promoter and Promoter Group ^z | | | | | | | |
| (1) | Indian | | | | | | | |
| (a) | Individuals/ Hindu Undivided Family | 14 | 1849020 | 0 | 31.17 | 31.17 | 0 | 0.00 |
| (b) | Central Government/ State Government(s) | | | | | | | |
| (c) | Bodies Corporate | 8 | 1896680 | 0 | 31.97 | 31.97 | 0 | 0.00 |
| (d) | Financial Institutions/ Banks | 0 | 0 | 0 | 0.00 | 0.00 | 0 | 0.00 |
| (e) | Any Other (specify) | 0 | 0 | 0 | 0.00 | 0.00 | 0 | 0.00 |
| | Sub-Total (A)(1) | 22 | 3745700 | 0 | 63.14 | 63.14 | 0 | 0.00 |



| | | | | | | | | |
|-----|--|-------------|----------------|----------|---------------|---------------|----------|-------------|
| (2) | Foreign | | | | | | | |
| (a) | Individuals (Non-Resident Individuals/ Foreign Individuals) | 0 | 0 | 0 | 0.00 | 0.00 | 0.00% | 0.00 |
| (b) | Bodies Corporate | 0 | 0 | 0 | 0.00 | 0.00 | 0 | 0.00 |
| (c) | Institutions | 0 | 0 | 0 | 0.00 | 0.00 | 0 | 0.00 |
| (d) | Any Other (specify) | 0 | 0 | 0 | 0.00 | 0.00 | 0 | 0.00 |
| | Sub-Total (A)(2) | 0 | 0 | 0 | 0.00 | 0.00 | 0 | 0.00 |
| | Total Shareholding of Promoter and Promoter Group (A)= (A)(1)+(A)(2) | 22 | 3745700 | 0 | 63.14 | 63.14 | 0 | 0.00 |
| (B) | Public shareholding^s | | | | | | NA | NA |
| (1) | Institutions | 0 | 0 | 0 | 0.00 | 0.00 | NA | NA |
| (a) | Mutual Funds/ UTI | 0 | 0 | 0 | 0.00 | 0.00 | | |
| (b) | Financial Institutions/ Banks | 0 | 0 | 0 | 0.00 | 0.00 | | |
| (c) | Central Government/ State Government(s) | 0 | 0 | 0 | 0.00 | 0.00 | | |
| (d) | Venture Capital Funds | 0 | 0 | 0 | 0.00 | 0.00 | | |
| (e) | Insurance Companies | 0 | 0 | 0 | 0.00 | 0.00 | | |
| (f) | Foreign Institutional Investors | 0 | 0 | 0 | 0.00 | 0.00 | | |
| (g) | Foreign Venture Capital Investors | 0 | 0 | 0 | 0.00 | 0.00 | | |
| (h) | Any Other (specify) | 0 | 0 | 0 | 0.00 | 0.00 | | |
| | Sub-Total (B)(1) | 0 | 0 | 0 | 0.00 | 0.00 | | |
| (2) | Non-institutions | | | | | | NA | NA |
| (a) | Bodies Corporate | | | | | | | |
| (b) | Individuals - | | | | | | | |
| | i. Individual shareholders holding nominal share capital up to Rs. 1 lakh. | 1522 | 1409300 | 0 | 23.76 | 23.76 | | |
| | ii. Individual shareholders holding nominal share capital in excess of Rs. 1 lakh. | 26 | 777600 | 0 | 13.11 | 13.11 | | |
| (c) | Any Other (specify) | 0 | 0 | 0 | 0.00 | 0.00 | | |
| | Sub-Total (B)(2) | 1548 | 2186900 | 0 | 36.86 | 36.86 | | |
| | Total Public Shareholding (B)= (B)(1)+(B)(2) | 1548 | 2186900 | 0 | 36.86 | 36.86 | NA | NA |
| | TOTAL (A)+(B) | 1570 | 5932600 | 0 | 100.00 | 100.00 | 0 | 0.00 |



| | | | | | | | | |
|-----|--|-------------|----------------|----------|-----------|---------------|----------|-------------|
| (C) | Shares held by Custodians and against which Depository Receipts have been issued | 0 | 0 | 0 | NA | 0 | NA | NA |
| (1) | Promoter and Promoter Group | 0 | 0 | 0 | | 0 | | |
| (2) | Public | | | | | | | |
| | Sub Total (C) | 0 | 0 | 0 | | 0 | | |
| | GRAND TOTAL (A)+(B)+(C) | 1570 | 5932600 | 0 | NA | 100.00 | 0 | 0.00 |

NA – Not applicable

(I)(b) Statement showing Shareholding of persons belonging to the category “Promoter and Promoter Group”

| Sr. No. | Name of the shareholder | Total shares held | | Shares pledged or otherwise encumbered | | |
|--------------|--|-------------------|-----------------------------------|--|--------------------|--|
| | | Number | As a % of grand total (A)+(B)+(C) | Number | As a percentage | As a % of grand total (A)+(B)+(C) of sub-clause (I)(a) |
| (I) | (II) | (III) | (IV) | (V) | (VI)=(V)/(III)*100 | (VII) |
| 1 | Nirmal Kumar Jain | 70331 | 1.19 | 0 | 0.00 | 0.00 |
| 2 | Taramani Devi Jain | 315015 | 5.31 | 0 | 0.00 | 0.00 |
| 3 | Mahabir Prasad Jain | 377415 | 6.36 | 0 | 0.00 | 0.00 |
| 4 | Vishal Jain | 209260 | 3.53 | 0 | 0.00 | 0.00 |
| 5 | Sohani Devi Jain | 145631 | 2.45 | 0 | 0.00 | 0.00 |
| 6 | Hulaschand Jain | 70000 | 1.18 | 0 | 0.00 | 0.00 |
| 7 | Tara Rani Jain | 334108 | 5.63 | 0 | 0.00 | 0.00 |
| 8 | Santra Kumari Jain | 57260 | 0.97 | 0 | 0.00 | 0.00 |
| 9 | Yogesh Jain | 82400 | 1.39 | 0 | 0.00 | 0.00 |
| 10 | Avishek Jain | 49000 | 0.83 | 0 | 0.00 | 0.00 |
| 11 | Lalit Kumar Jain | 28000 | 0.47 | 0 | 0.00 | 0.00 |
| 12 | Paras Jain | 28000 | 0.47 | 0 | 0.00 | 0.00 |
| 13 | Dharmendra Kumar Jain | 66600 | 1.12 | 0 | 0.00 | 0.00 |
| 14 | Navin Kumar Jain | 16000 | 0.27 | 0 | 0.00 | 0.00 |
| 15 | Namokar Marketing Limited | 268200 | 4.52 | 0 | 0.00 | 0.00 |
| 16 | Herald Commerce Limited | 91100 | 1.54 | 0 | 0.00 | 0.00 |
| 17 | Sethi Flour Mills Pvt. Ltd. | 700 | 0.01 | 0 | 0.00 | 0.00 |
| 18 | Harakchand Investments Ltd. | 343580 | 5.79 | 0 | 0.00 | 0.00 |
| 19 | Radio Supply Stores (Cinema) Pvt. Ltd. | 399900 | 6.74 | 0 | 0.00 | 0.00 |
| 20 | Arihant Coal Co. Ltd. | 90000 | 1.52 | 0 | 0.00 | 0.00 |
| 21 | Sheetal Farms Ltd. | 700800 | 11.81 | 0 | 0.00 | 0.00 |
| 22 | C.S. Mechanical Works (P) Ltd. | 2400 | 0.04 | 0 | 0.00 | 0.00 |
| TOTAL | | 3745700 | 63.14 | 0 | 0.00 | 0.00 |



(I)(c) Statement showing Shareholding of persons belonging to the category "Public" and holding more than 1% of the total number of shares

| Sr. No. | Name of the shareholder | Number of shares | Shares as a percentage of total number of shares {i.e., Grand Total (A)+(B)+(C) indicated in Statement at para (I)(a) above} |
|---------|-------------------------|------------------|--|
| 1. | NIL | 0 | 0.00 |
| TOTAL | | 0 | 0.00 |

(I)(d) Statement showing details of locked-in shares

| Sr. No. | Name of the shareholder | Number of locked-in shares | Locked-in shares as a percentage of total number of shares {i.e., Grand Total (A)+(B)+(C) indicated in Statement at para (I)(a) above} |
|---------|-------------------------|----------------------------|--|
| 1. | NIL | 0 | 0.00 |
| TOTAL | | 0 | 0.00 |

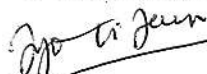
(II)(a) Statement showing details of Depository Receipts (DRs)

| Sr. No. | Type of outstanding DR (ADRs, GDRs, SDRs, etc.) | Number of outstanding DRs | Number of shares underlying outstanding DRs | Shares underlying outstanding DRs as a percentage of total number of shares {i.e., Grand Total (A)+(B)+(C) indicated in Statement at para (I)(a) above} |
|---------|---|---------------------------|---|---|
| 1. | NIL | 0 | 0 | 0.00 |
| TOTAL | | 0 | 0 | 0.00 |

(II)(b) Statement showing holding of Depository Receipts (DRs), where underlying shares held by 'promoter/promoter group' are in excess of 1% of the total number of shares

| Sr. No. | Name of the DR Holder of outstanding DR (ADRs, GDRs, SDRs, etc.) | Type of outstanding DR | No. of shares underlying outstanding DRs | Shares underlying outstanding DRs as a percentage of total number of shares {i.e., Grand Total (A)+(B)+(C) indicated in Statement at para (I)(a) above} |
|---------|--|------------------------|--|---|
| 1. | NIL | | 0 | 0.00 |
| TOTAL | | | 0 | 0.00 |

For UFM Industries Limited


Jyoti Jain
Company Secretary

Date: 08/10/2014

